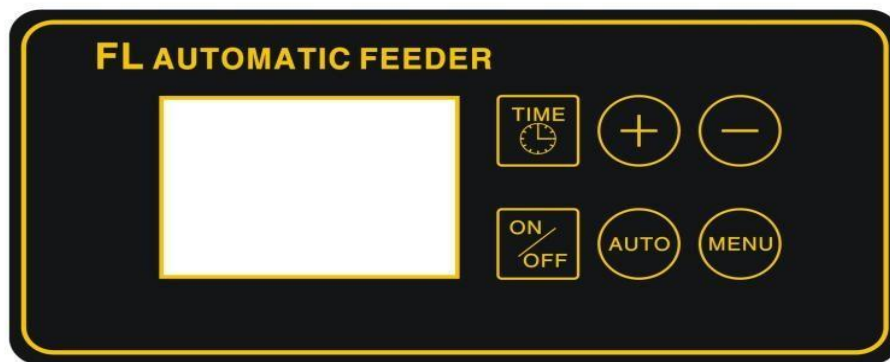


Sea Side Aquatics' Sakura Koi Feeder

- Outside Use 6v Rechargeable Battery via Solar
- Indoor Use DC Power Supply Plug-In (included)
 - Feed Up To 10 Times Per 24 hours
 - Program From 1 to 59 Second
 - Adjustable Feeding Radius
- Hold Up To 11 Pound of Medium Pellets Koi Food
 - 12 months limited warranty



Buttons / Functions

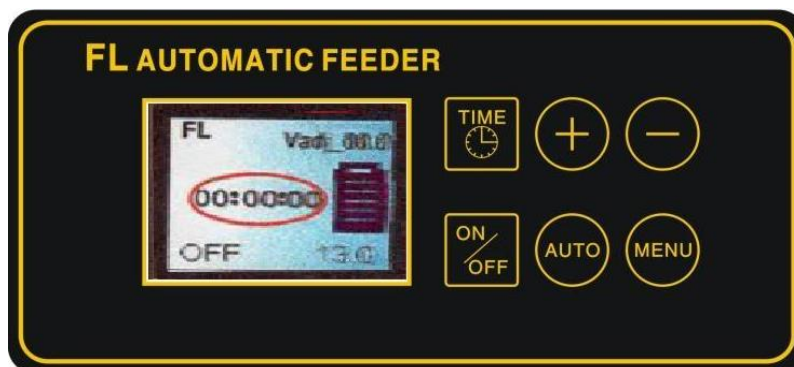
Time: Timer mode up to 10 times

+/-: Adjustment More or Less


On/Off: Turn unit on/off

Auto: Next during timer screen. When press it activates the Automatic Timer Mode.

Menu: Back during timer screen. Manual Feeding when press for short time.

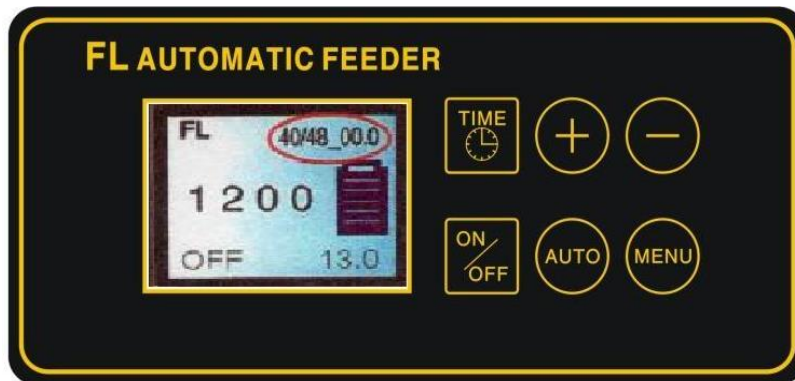


Set up the main clock, press and hold the time button, use the +/- to adjust the time.



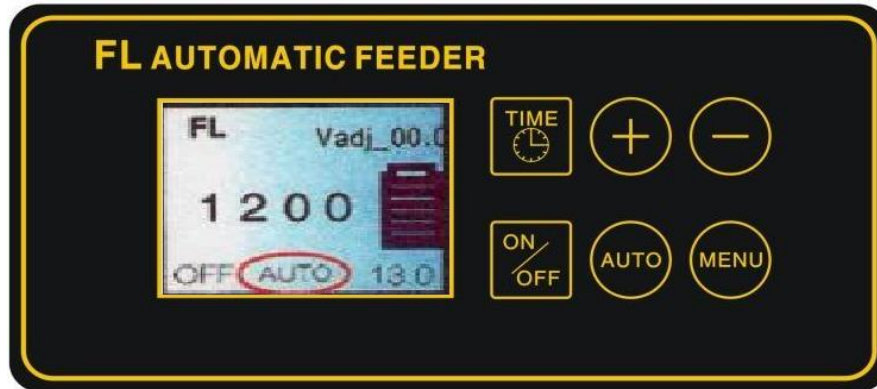
Time: This is to access the timer mode. By pressing the timer button again, it will move from hour to minute and to second.

** To view the timers, press Auto button to move forward or press Menu to go back. **



+/-: this is to change the time up or down during timer mode. At the main screen, pressing +/- will also adjust the food dispense distant from 0 to 48 on the upper right corner. 48 is the farthest.

On / Off: Turn the unit on or off. Indicator is located on the lower left corner.



Auto: This is to turn on the automatic feeding timer mode. When the timer mode is on, you will see the AUTO in the middle of the lower screen. The feeder will feed according to your setting.

** Auto button also acting as a NEXT during the timer mode, when you press the Auto button it will moves from program to program. **

Menu: This button is MANUAL feeding, press this button, the feeder will dispense a small amount of food.

For additional information, please contact us at 714-528-7700

Sea Side Aquatics, LLC
540 S. Jefferson Street Unit C
Placentia, CA 92870

Visit our website at www.seasideaquatics.com